

**RUSH
WITT &
WILSON**



**Trinity Court Ashdown Road, Bexhill-On-Sea, East Sussex TN40 1SW
£235,000**

A stunning two bedroom, purpose built second floor apartment with off road parking, south facing sun balcony, presented to an exceptional standard by the current vendors, lift access, gas central heating system, double glazed windows and doors, modern kitchen with quartz worktops & modern bathroom room suites, entry-phone system, two bathrooms, en-suite to master bedroom with additional south facing sun balcony, share of freehold. Viewing comes highly recommended by RWW sole agents. Council Tax Band C.



Communal Entrance Hallway

With entry-phone system, stairs and lift to the second floor.

Private Entrance Hallway

Window to the front elevation, double radiator.

Living Room

17'1" x 23'5" (5.22 x 7.15)

Window to the side elevation, window and door to the southerly elevation giving access onto southerly facing sun balcony, double radiator, double doors giving access into the kitchen/breakfast room.

Kitchen/Breakfast Room

16'11" x 7'7" (5.16 x 2.33)

Window to the front and side elevations, fitted kitchens comprising a range of base and wall units with granite worktops, single drainer stainless steel sink unit with mixer tap, integrated dishwasher, integrated washing machine, integrated oven and grill with electric hob, extractor canopy and light, granite splashback, space for American style fridge/freezer, breakfast bar area, vertical radiator, wood effect flooring.

Bedroom One

15'1" x 12'11" (4.62 x 3.94)

Patio doors lead out onto a southerly facing sun balcony, double radiator, built in wardrobe cupboards and drawers.

En-Suite

Chrome heated towel rail, wc with low level flush, walk in shower cubicle with fixed hand shower attachment, chrome controls, wall mounted wash hand basin, tiled walls, tiled floor, vanity unit.

Bedroom Two

12'8" x 9'3" (3.87 x 2.82)

Window to the front elevation, fitted mirror fronted wardrobe cupboard.

Bathroom

Ceramic floor and wall tiling, double ended bath, wall mounted hand/shower attachment with chrome controls, chrome heated towel rail, wall mounted wash hand basin with vanity unit beneath, wc with low level flush.

Allocated Parking Space

One Allocated parking space to the side of the property.

Lease and Maintenance

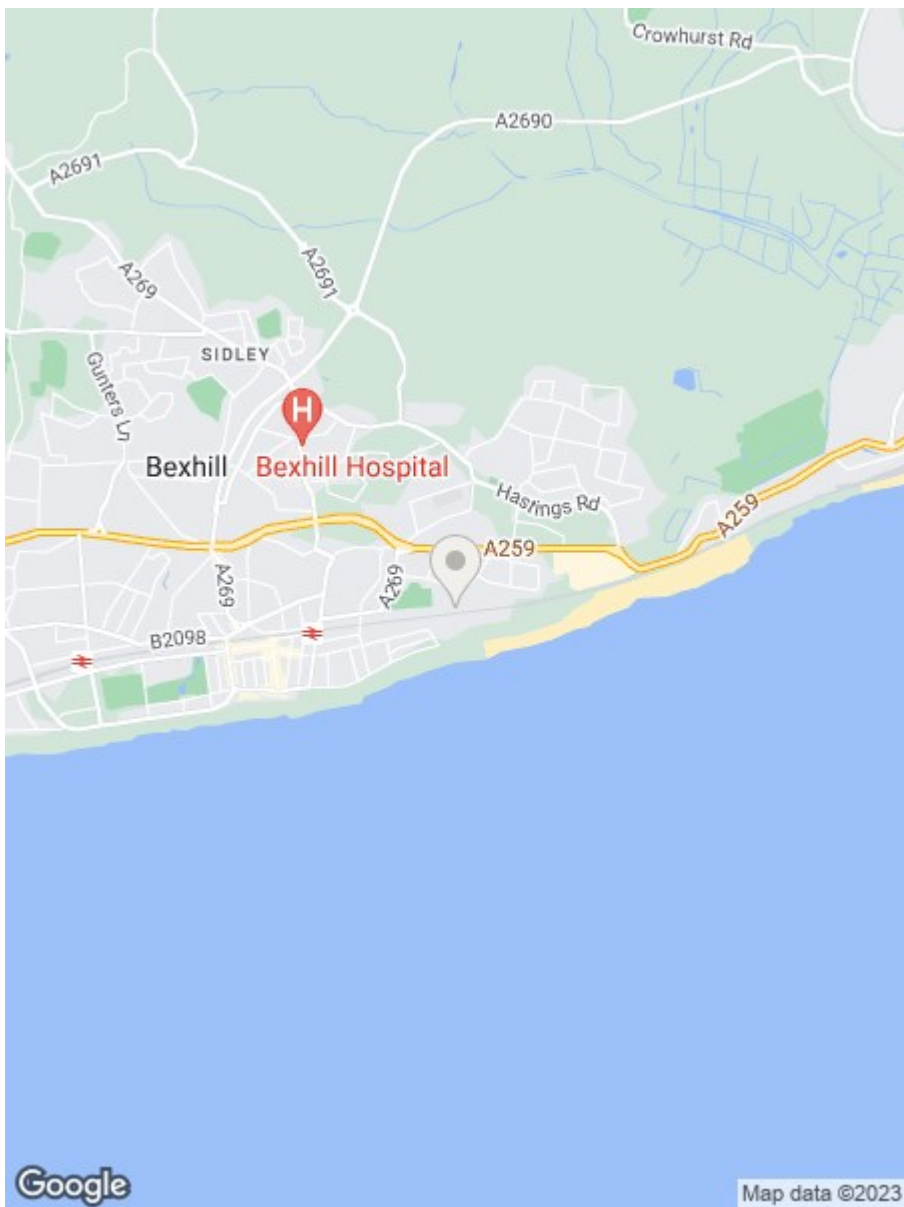
Lease 108 years remaining. Maintenance Charge - £145 per month, Share Of Freehold


Agents Note


None of the services or appliances mentioned in these sale particulars have been tested. It should also be noted that measurements quoted are given for guidance only and are approximate and should not be relied upon for any other purpose.







| Energy Efficiency Rating | | |
|--|---|-----------|
| | Current | Potential |
| <i>Very energy efficient - lower running costs</i> | | |
| (92 plus) A | | |
| (81-91) B | | |
| (69-80) C | | |
| (55-68) D | | |
| (39-54) E | | |
| (21-38) F | | |
| (1-20) G | | |
| <i>Not energy efficient - higher running costs</i> | | |
| England & Wales | EU Directive 2002/91/EC  | |

| Environmental Impact (CO ₂) Rating | | |
|--|---|-----------|
| | Current | Potential |
| <i>Very environmentally friendly - lower CO2 emissions</i> | | |
| (92 plus) A | | |
| (81-91) B | | |
| (69-80) C | | |
| (55-68) D | | |
| (39-54) E | | |
| (21-38) F | | |
| (1-20) G | | |
| <i>Not environmentally friendly - higher CO2 emissions</i> | | |
| England & Wales | EU Directive 2002/91/EC  | |

**RUSH
WITT &
WILSON**

**Residential Estate Agents
Lettings & Property Management**



**3 Devonshire Road
Bexhill-on-Sea
East Sussex
TN40 1AH
Tel: 01424 225588
bexhill@rushwittwilson.co.uk
www.rushwittwilson.co.uk**